


Student Pacing Guide

Student Dashboard

[Login](#) to your student dashboard.

Select “My Courses” in the top left corner to access your courses.

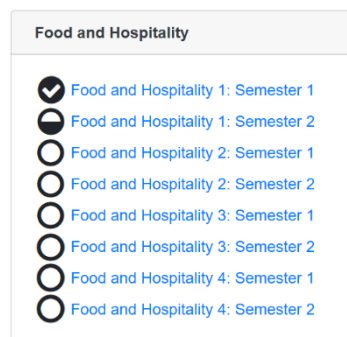


You will see 36 Semester Courses listed on your Dashboard

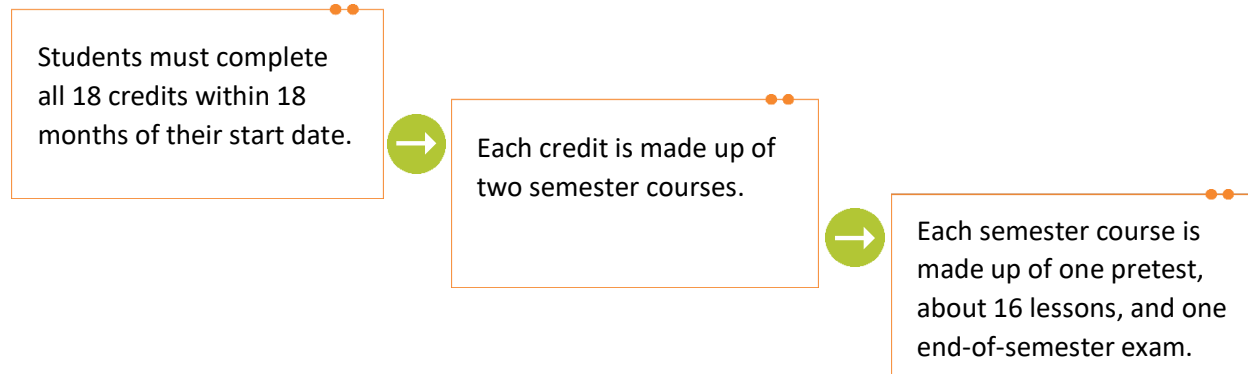
- Each Semester Course is worth one half (0.5) credit.
- Each Semester Course includes:
 - One pre-test
 - About 16 lessons
 - One end-of-semester exam
- Each lesson takes about one hour to complete.
- Dedicate 10 hours to your coursework each week to stay on pace.

Your dashboard gives you a quick view of your progress

- = Course Complete
- = Course in Progress
- = Course Not Started




Pacing Requirement




To stay on pace, students should complete:

One credit
(two semester courses)
each month.




One semester course
every two weeks.




For each semester course, complete:

Pretest and Lessons 1-8
during week 1.



Lessons 9-16 and end-of-semester
exam during week 2.



Repeat this for each semester course.

Dedicate 10 hours each week to your coursework to stay on pace.

Course Sequence

Point in Time	Total Semester Courses Completed	Total Credits Completed	Percent Complete
Prerequisite Part 1	1	0.5	2.8%
<ul style="list-style-type: none"> Career Elective 1, Semester 1 			
Month 1 <i>(Prerequisite Part 2)</i>	3	1.5	8.3%
<ul style="list-style-type: none"> Career Elective 1, Semester 2 Career Elective 2, Semester 1 			
Month 2	5	2.5	13.9%
<ul style="list-style-type: none"> Career Elective 2, Semester 2 Career Elective 3, Semester 1 			
Month 3	7	3.5	19.4%
<ul style="list-style-type: none"> Career Elective 3, Semester 2 Career Elective 4, Semester 1 			
Month 4	9	4.5	25%
<ul style="list-style-type: none"> Career Elective 4, Semester 2 English 1 – Grammar and Composition, Semester 1 			
Month 5	11	5.5	30.6%
<ul style="list-style-type: none"> English 1 – Grammar and Composition, Semester 2 Math 1 – General Math, Semester 1 			
Month 6	13	6.5	36.1%
<ul style="list-style-type: none"> Math 1 – General Math, Semester 2 Social Studies 1 – World History, Semester 1 			
Month 7	15	7.5	41.7%
<ul style="list-style-type: none"> Social Studies 1 – World History, Semester 2 Science 1 – Earth and Space Science, Semester 1 			
Month 8	17	8.5	47.2%
<ul style="list-style-type: none"> Science 1 – Earth and Space Science, Semester 2 English 2 – Introduction to Literature, Semester 1 			
Month 9	19	9.5	52.8%
<ul style="list-style-type: none"> English 2 – Introduction to Literature, Semester 2 Math 2 – Consumer Math, Semester 1 			
Month 10	21	10.5	58.3%
<ul style="list-style-type: none"> Math 2 – Consumer Math, Semester 2 Social Studies 2 – American History, Semester 1 			

Month 11	23	11.5	63.9%
<ul style="list-style-type: none"> • Social Studies 2 – American History, Semester 2 • Science 2 – Physical Science, Semester 1 			
Month 12	25	12.5	69.4%
<ul style="list-style-type: none"> • Science 2 – Physical Science, Semester 2 • English 3 – World Literature, Semester 1 			
Month 13	27	13.5	75%
<ul style="list-style-type: none"> • English 3 – World Literature, Semester 2 • Math 3 – Algebra, Semester 1 			
Month 14	29	14.5	80.6%
<ul style="list-style-type: none"> • Math 3 – Algebra, Semester 2 • Social Studies 3 – American Government 			
Month 15	31	15.5	86.1%
<ul style="list-style-type: none"> • Social Studies 3 – Economics • Science 3 – Biology, Semester 1 			
Month 16	33	16.5	91.7%
<ul style="list-style-type: none"> • Science 3 – Biology, Semester 2 • English 4 – American Literature, Semester 1 			
Month 17	35	17.5	97.2%
<ul style="list-style-type: none"> • English 4 – American Literature, Semester 2 • Health 			
Month 18	36	18	100%
<ul style="list-style-type: none"> • Personal Fitness 			